

BALANCED II FUND

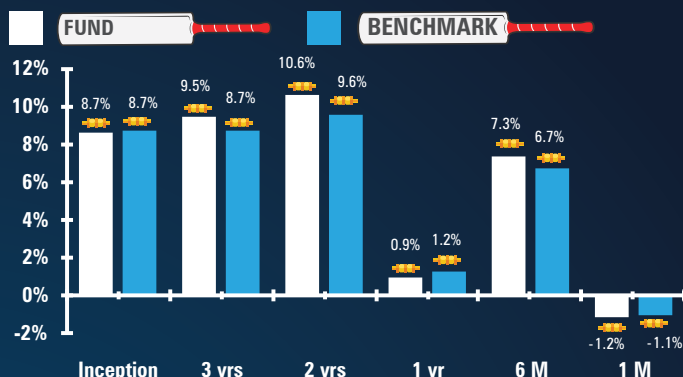
NAV as on 29th August 2025: Rs. 36.6434

TOP 10 HOLDINGS AS ON 29TH AUGUST 2025 (%)

EQUITY 54.1%	
HDFC Bank Limited	6.6%
ICICI Bank Limited	4.3%
Reliance Industries Limited	4.2%
Infosys Limited	2.7%
Bharti Airtel Limited	2.6%
Larsen & Toubro Limited	2.0%
ITC Limited	2.0%
State Bank of India Limited	1.6%
Tata Consultancy Services Limited	1.6%
Kotak Mahindra Bank Limited	1.5%
Others	25.1%
GOVERNMENT SECURITIES 13.2%	
6.90% Govt. of India (MD 15/04/2065)	6.1%
6.75% Govt. of India (MD 23/12/2029)	3.6%
7.34% Govt. of India (MD 22/04/2064)	3.2%
6.90% Govt. of India Oil Bond (MD 04/02/2026)	0.3%
CORPORATE DEBT 30.5%	
7.40% NABARD (MD 29/04/2030)	6.6%
8.70% Great Eastern Shipping Company Limited (MD 06/05/2026)	4.7%
7.71% LIC Housing Finance Limited (MD 09/05/2033)	4.7%
9.00% Power Finance Corp. Limited (MD 11/03/2028)	4.6%
8.20% Muthoot Finance Limited (MD 30/04/2030)	3.3%
8.48% U.P. Power Corp. Limited (MD 15/03/2027)	
(State Govt Guaranteed)	2.6%
8.51% India Infradebt Limited (MD 05/05/2026)	1.6%
9.00% Shriram Finance Company Limited (MD 28/03/2028)	1.3%
7.69% LIC Housing Finance Limited (MD 06/02/2034)	0.7%
8.57% India Infradebt Limited (MD 23/06/2026)	0.3%
MONEY MARKET INSTRUMENTS & OTHERS 2.2%	
Total	100.0%

BENCHMARK: Nifty 50 and Customized UL Balanced-II Composite Bond Index

Fund Performance as on 29th August 2025



Balanced II Fund benchmark is 50% Nifty 50 and 50% Customized UL Balanced-II Composite Bond Index

Modified Duration of Debt and Money Market: 4.87 years

Past performance is not indicative of future performance

The SFIN for Balanced II Fund is ULIF00807/01/10BLNCDIIFND136

BISWARUP MOHAPATRA

RUHI PABARI

Number of Funds Managed

Number of Funds Managed

Equity- 9

Equity- 0

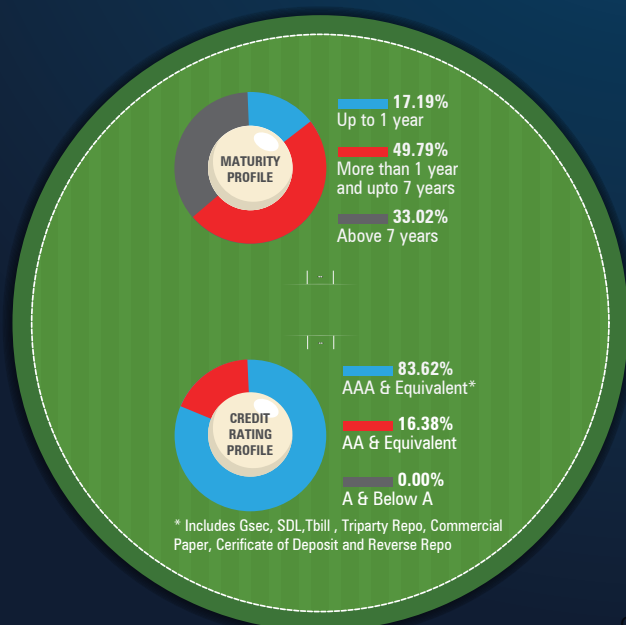
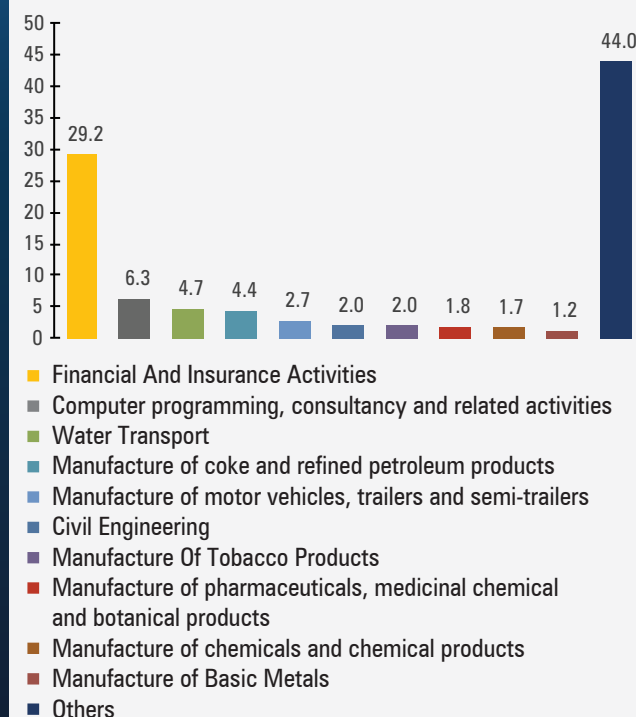
Debt- 0

Debt- 1

Hybrid- 8

Hybrid- 2

TOP 10 INDUSTRY SECTOR EXPOSURE (%)



Confidential