

BALANCED PLUS FUND

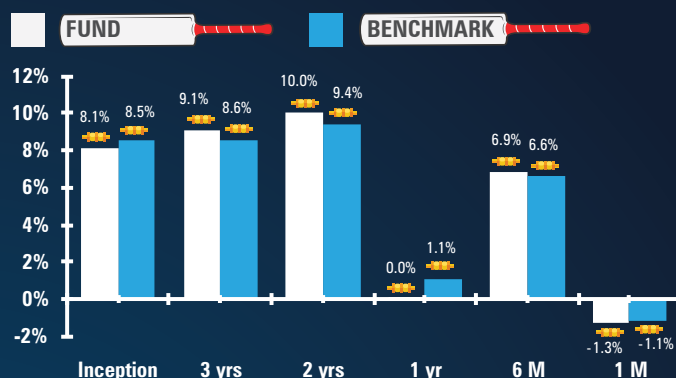
NAV as on 29th August 2025: Rs. 32.1303

TOP 10 HOLDINGS AS ON 29TH AUGUST 2025 (%)

EQUITY 53.3%	
HDFC Bank Limited	6.5%
ICICI Bank Limited	4.0%
Reliance Industries Limited	3.9%
Bharti Airtel Limited	2.5%
Infosys Limited	2.5%
Larsen & Toubro Limited	2.1%
ITC Limited	1.9%
State Bank of India Limited	1.6%
Tata Consultancy Services Limited	1.5%
Kotak Mahindra Bank Limited	1.4%
Others	25.4%
GOVERNMENT SECURITIES 18.6%	
7.46% Govt. of India (MD 06/11/2073)	2.8%
7.19% Govt. of India (MD 15/09/2060)	2.7%
7.74% Karnataka State Dev. Loan (MD 10/01/2036)	1.5%
7.30% Govt. of India (MD 19/06/2053)	1.4%
7.16% Maharashtra State Dev. Loan (MD 16/07/2050)	1.3%
7.34% Govt. of India (MD 22/04/2064)	1.3%
7.16% Odisha State Dev. Loan (MD 30/07/2050)	1.2%
6.33% Govt. of India (MD 05/05/2035)	1.2%
6.28% Govt. of India (MD 14/07/2032)	1.1%
6.78% Maharashtra State Dev. Loan (MD 23/09/2032)	0.8%
Others	3.2%
CORPORATE DEBT 25.9%	
7.40% NABARD (MD 29/04/2030)	2.8%
8.70% Great Eastern Shipping Company Limited (MD 06/05/2026)	2.1%
7.92% Rural Electrification Corp. Limited (MD 30/03/2030)	2.0%
7.70% India Grid Trust (MD 06/05/2028)	2.0%
7.85% Bajaj Housing Finance Limited (MD 01/09/2028)	1.4%
7.48% NABARD (MD 15/09/2028)	1.4%
7.05% LIC Housing Finance Limited (MD 21/12/2030)	1.4%
6.70% Rural Electrification Corp. Limited (MD 31/12/2029)	1.4%
8.37% Rural Electrification Corp. Limited (MD 07/12/2028)	1.1%
7.98% Bajaj Finance Limited (MD 31/07/2029)	1.1%
Others	9.3%
MONEY MARKET INSTRUMENTS & OTHERS 2.2%	
Total	100.0%

BENCHMARK: Nifty 50 and Customized UL Balanced Plus Composite Bond Index

Fund Performance as on 29th August 2025



Balanced Plus Fund benchmark is 50% Nifty 50 and 50% Customized UL Balanced Plus Composite Bond Index
 Modified Duration of Debt and Money Market: 5.60 years
 Past performance is not indicative of future performance
 The SFIN for Balanced Plus Fund is ULIF01013/09/10BLNCDPLFND136

BISWARUP MOHAPATRA

Number of Funds Managed

Equity- 9

Debt- 0

Hybrid- 8

CHIRAG HIRKANE

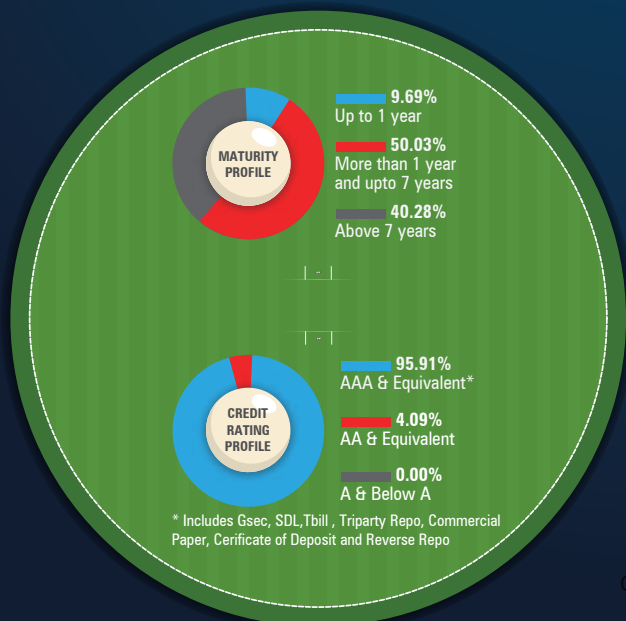
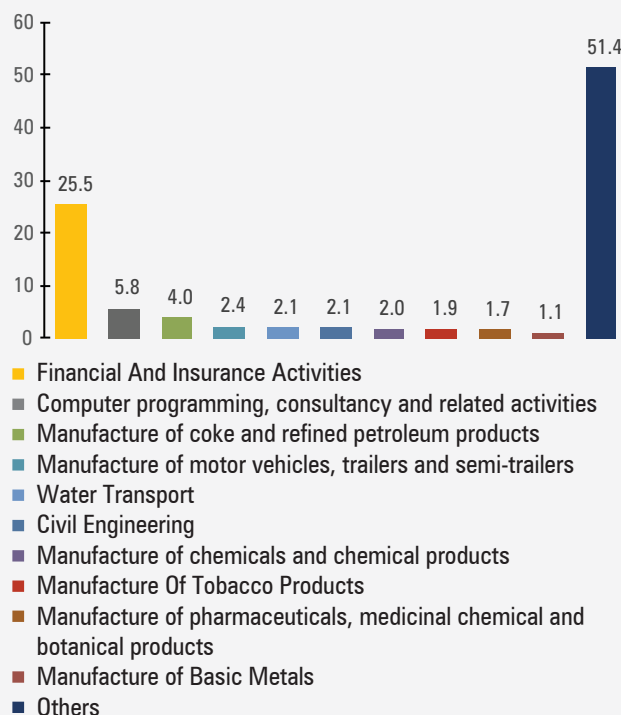
Number of Funds Managed

Equity- 0

Debt- 5

Hybrid- 6

TOP 10 INDUSTRY SECTOR EXPOSURE (%)



Confidential