

GROWTH PLUS FUND

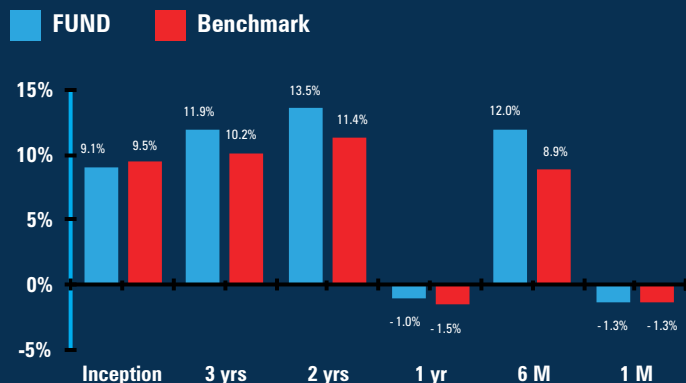
NAV as on 29th August 2025: Rs. 36.7189

TOP 10 INDUSTRY SECTOR EXPOSURE (%)

EQUITY	84.6%
HDFC Bank Limited	8.2%
ICICI Bank Limited	7.0%
Reliance Industries Limited	5.7%
Bharti Airtel Limited	4.0%
Infosys Limited	3.8%
Larsen & Toubro Limited	3.3%
ITC Limited	3.1%
Bajaj Finance Limited	2.7%
State Bank of India Limited	2.7%
Mahindra & Mahindra Limited	2.5%
Others	41.5%
GOVERNMENT SECURITIES	11.5%
6.79% Govt. of India (MD 07/10/2034)	5.1%
6.33% Govt. of India (MD 05/05/2035)	3.6%
6.78% Maharashtra State Dev. Loan (MD 23/09/2032)	0.8%
7.04% Govt. of India (MD 03/06/2029)	0.8%
6.75% Govt. of India (MD 23/12/2029)	0.7%
7.10% Govt. of India (MD 18/04/2029)	0.6%
CORPORATE DEBT	2.1%
8.55% HDFC Bank Limited (MD 27/03/2029)	0.7%
7.69% LIC Housing Finance Limited (MD 06/02/2034)	0.6%
8.25% Great Eastern Shipping Company Limited (MD 25/05/2027)	0.4%
8.70% Great Eastern Shipping Company Limited (MD 06/05/2026)	0.1%
9.00% Power Finance Corp. Limited (MD 11/03/2028)	0.1%
8.57% India Infradebt Limited (MD 23/06/2026)	0.1%
8.70% LIC Housing Finance Limited (MD 23/03/2029)	0.1%
MONEY MARKET INSTRUMENTS & OTHERS	1.9%
Total	100.0%

BENCHMARK: Nifty 50 and Customized UL Growth Plus Composite Bond Index

Fund Performance as on 29th August 2025



Growth Plus Fund benchmark is 80% Nifty 50 and 20% Customized UL Growth Plus Composite Bond Index

Modified Duration of Debt and Money Market: 5.19 years

Past performance is not indicative of future performance

The SFIN for Growth Plus Fund is ULIF00913/09/10GROWTPLFND136

BISWARUP MOHAPATRA

CHIRAG HIRKANE

Number of Funds Managed

Number of Funds Managed

Equity- 9

Equity- 0

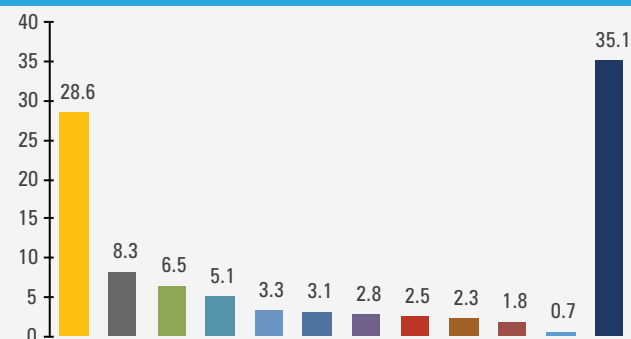
Debt- 0

Debt- 5

Hybrid- 8

Hybrid- 6

TOP 10 INDUSTRY SECTOR EXPOSURE (%)



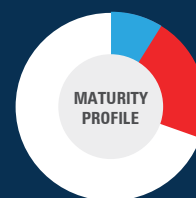
- Financial And Insurance Activities
- Computer programming, consultancy and related activities
- Manufacture of coke and refined petroleum products
- Manufacture of motor vehicles, trailers and semi-trailers
- Civil Engineering
- Manufacture Of Tobacco Products
- Manufacture of pharmaceuticals, medicinal chemical and botanical products
- Manufacture of chemicals and chemical products
- Manufacture of Basic Metals
- Manufacture of computer, electronic and optical products
- Mutual Fund (Including ETF)
- Others



100.00%
AAA & Equivalent*

0.00%
AA & Equivalent

0.00%
A & Below A



8.68%
Up to 1 year

22.82%
More than 1 year and upto 7 years

68.50%
Above 7 years

* Includes Gsec, SDL, Tbill, Triparty Repo, Commercial Paper, Certificate of Deposit and Reverse Repo

Confidential