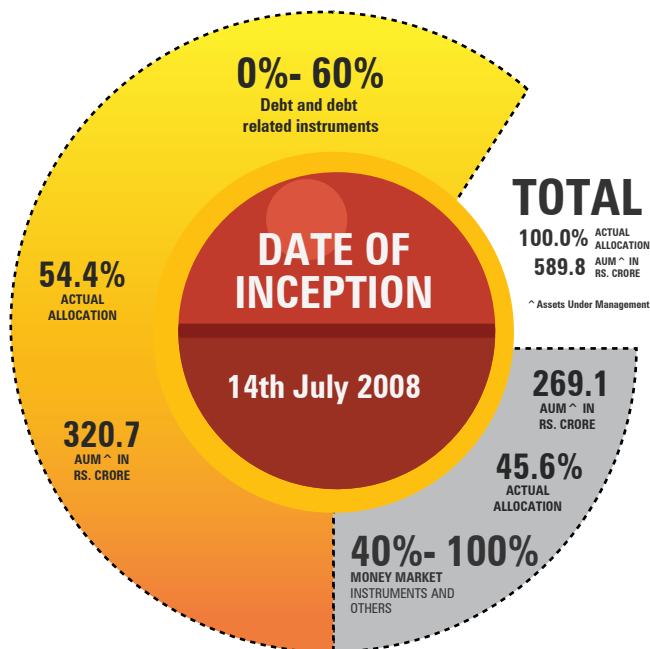


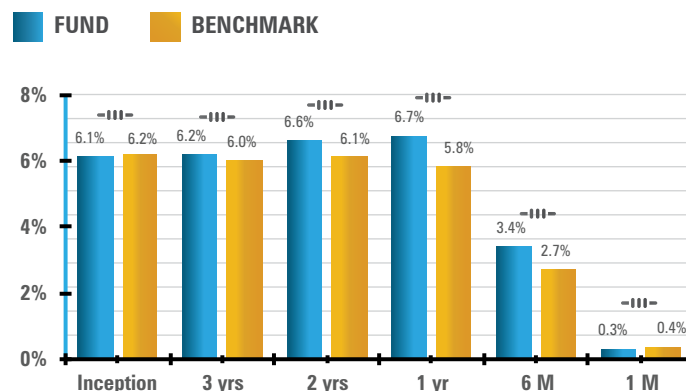
LIQUID FUND

This fund primarily invests in portfolio constituted of money market and high quality debt securities



BENCHMARK: Customized UL Liquid Index

Fund Performance as on 29th August 2025



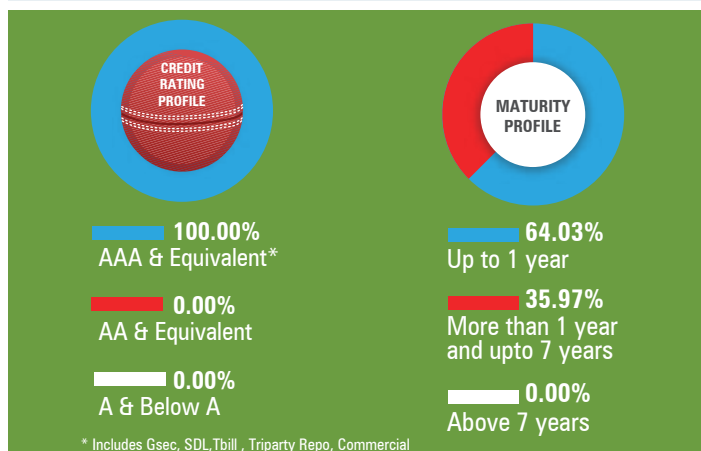
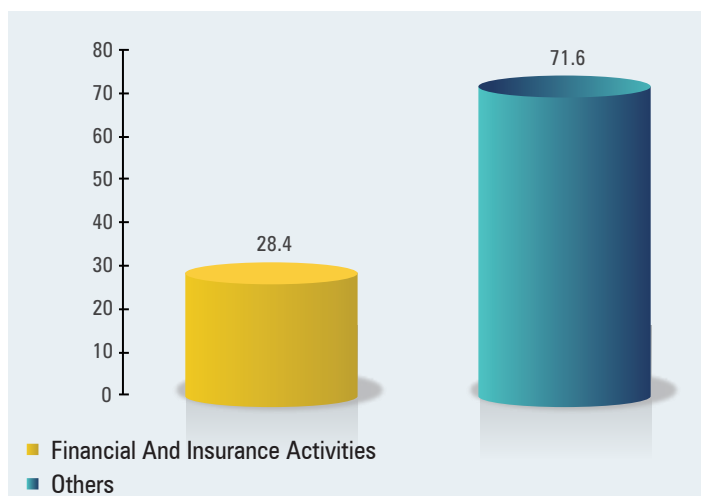
Liquid Fund benchmark is Customized UL Liquid Index
Modified Duration of Debt and Money Market: 0.78 years
Past performance is not indicative of future performance
The SFIN for Liquid Fund is ULIF00514/07/08LIQUIDFUND136

NAV as on 29th August 2025: Rs. 27.7728

TOP 10 HOLDINGS AS ON 29TH AUGUST 2025 (%)

GOVERNMENT SECURITIES		14.1%
8.27%	Madhya Pradesh State Dev. Loan (MD 23/12/2025)	2.6%
8.08%	Karnataka State Dev. Loan (MD 26/12/2028)	1.8%
8.25%	Gujarat State Dev. Loan (MD 25/04/2028)	1.8%
7.37%	Tamilnadu State Dev. Loan (MD 14/09/2026)	1.7%
8.22%	Tamilnadu State Dev. Loan (MD 09/12/2025)	1.7%
8.14%	Karnataka State Dev. Loan (MD 13/11/2025)	1.7%
8.15%	Gujarat State Dev. Loan (MD 23/09/2025)	1.7%
8.12%	Gujarat State Dev. Loan (MD 13/11/2025)	0.9%
8.32%	Chattisgarh State Dev. Loan (MD 13/01/2026)	0.3%
CORPORATE DEBT		40.3%
7.9265%	LIC Housing Finance Limited (MD 14/07/2027)	4.3%
7.60%	Bajaj Finance Limited (MD 25/08/2027)	4.3%
7.75%	TATA Capital Housing Finance Limited (MD 18/05/2027)	4.3%
7.75%	Sundaram Finance Limited (MD 11/12/2026)	4.3%
7.68%	Indian Railways Finance Corp. Limited (MD 24/11/2026)	4.3%
7.70%	Rural Electrification Corp. Limited (MD 31/08/2026)	4.3%
7.55%	Power Finance Corp. Limited (MD 15/07/2026)	4.3%
7.14%	Bajaj Housing Finance Limited (MD 26/02/2027)	4.3%
7.66%	Larsen & Toubro Limited (MD 09/11/2025)	2.5%
8.0650%	Sundaram Finance Limited (MD 22/05/2026)	1.7%
Others		1.7%
MONEY MARKET INSTRUMENTS & OTHERS		45.6%
Total		100.0%

TOP 10 INDUSTRY SECTOR EXPOSURE (%)



CHIRAG HIRKANE

Number of Funds Managed | Equity- 0 | Debt- 5 | Hybrid- 6

Confidential