

PENSION GROWTH FUND

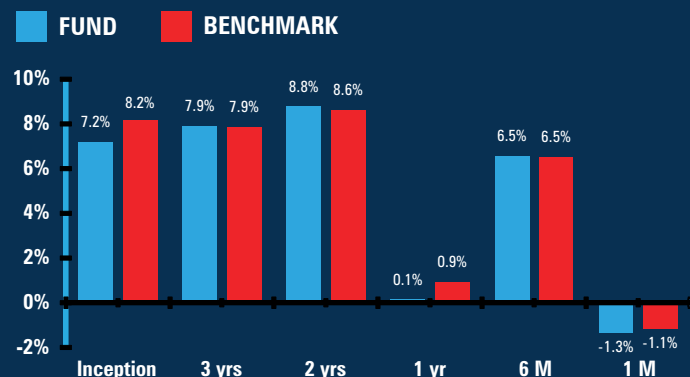
NAV as on 29th August 2025: Rs. 18.6468

TOP 10 HOLDINGS AS ON 29TH AUGUST 2025 (%)

EQUITY		54.3%
HDFC Bank Limited		5.9%
ICICI Bank Limited		4.1%
Reliance Industries Limited		3.9%
Infosys Limited		2.5%
Bharti Airtel Limited		2.5%
ITC Limited		2.0%
Larsen & Toubro Limited		1.9%
State Bank of India Limited		1.6%
Kotak Mahindra Bank Limited		1.6%
Tata Consultancy Services Limited		1.6%
Others		26.6%
GOVERNMENT SECURITIES		32.4%
6.75% Govt. of India (MD 23/12/2029)		12.0%
6.33% Govt. of India (MD 05/05/2035)		4.8%
7.09% Govt. of India (MD 05/08/2054)		4.7%
6.90% Govt. of India (MD 15/04/2065)		3.8%
6.79% Govt. of India (MD 07/10/2034)		2.2%
7.49% Maharashtra State Dev. Loan (MD 12/04/2030)		2.2%
8.68% Tamilnadu State Dev. Loan (MD 10/10/2028)		2.0%
7.29% Karnataka State Dev. Loan (MD 10/03/2039)		0.5%
6.90% Govt. of India Oil Bond (MD 04/02/2026)		0.1%
5.85% Govt. of India (MD 01/12/2030)		0.1%
Others		0.0%
CORPORATE DEBT		10.9%
7.40% NABARD (MD 29/04/2030)		4.1%
6.87% Rural Electrification Corp. Limited (MD 31/05/2030)		4.0%
7.79% Power Finance Corp. Limited (MD 22/07/2030)		1.7%
7.69% LIC Housing Finance Limited (MD 06/02/2034)		0.8%
8.70% Great Eastern Shipping Company Limited (MD 06/05/2026)		0.2%
MONEY MARKET INSTRUMENTS & OTHERS		2.3%
Total		100.0%

BENCHMARK: Nifty 50 and Customized ULGP Composite Bond Index

Fund Performance as on 29th August 2025



The Benchmark of the fund has been changed from composite index (weighted average of 40% Nifty 50 and 60% Customized Crisil Composite Bond Fund Index) to "composite index (weighted average of 50% Nifty 50 and 50% Customized Crisil Composite Bond Fund Index) with effect from 1st April 2024. The Benchmark performance given above for all tenures is as per old BM till 31st March'24 and as per new BM from 1st Apr'24.

Modified Duration of Debt and Money Market: 5.75 years

Past performance is not indicative of future performance

The SFIN for Pension Growth Fund is ULIF01405/11/15PENSGROFND136

BISWARUP MOHAPATRA

MS RUHI PABARI

Number of
Funds Managed

Number of
Funds Managed

Equity- 9

Equity- 0

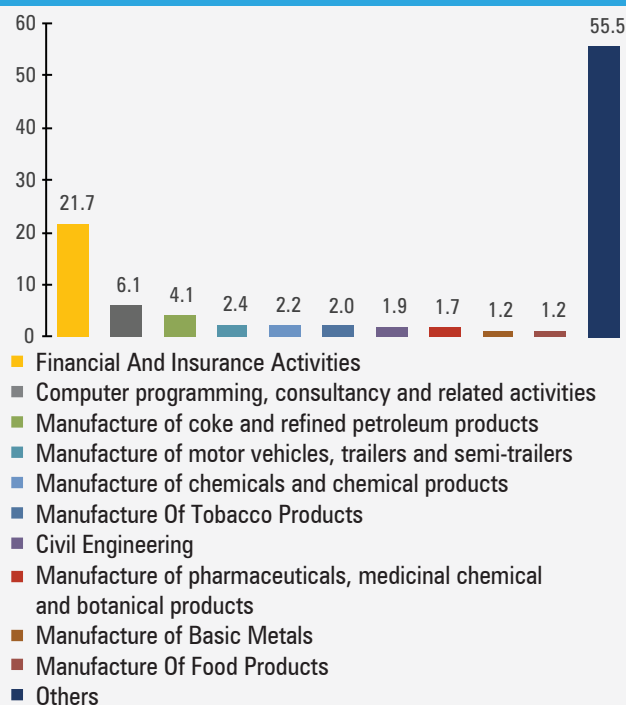
Debt- 0

Debt- 1

Hybrid- 8

Hybrid- 2

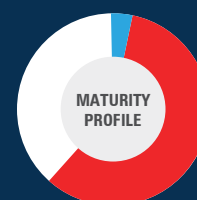
TOP 10 INDUSTRY SECTOR EXPOSURE (%)



100.00%
AAA & Equivalent*

0.00%
AA & Equivalent

0.00%
A & Below A



3.38%
Up to 1 year

58.60%
More than 1 year
and upto 7 years

38.02%
Above 7 years

* Includes Gsec, SDL, Tbill, Triparty Repo, Commercial Paper, Certificate of Deposit and Reverse Repo

Confidential