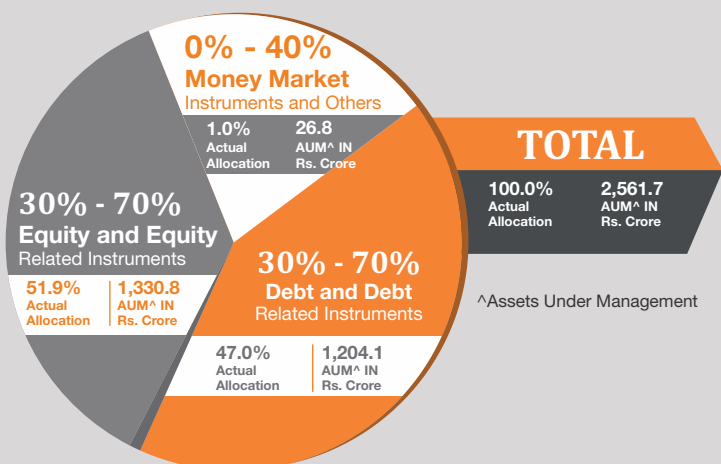


BALANCED PLUS FUND

The Fund adopts a relatively balanced approach towards bonds and equities exposure with the objective of achieving capital appreciation with minimal short-term performance volatility.

DATE OF INCEPTION

13TH SEPTEMBER 2010



NAV as on 31st May 2021: Rs. 22.7299

TOP 10 HOLDING AS ON 31ST MAY 2021

Category	Company	%	
Equity	HDFC Bank Limited	4.6	
	Reliance Industries Limited	4.2	
	Infosys Limited	4.0	
	ICICI Bank Limited	3.8	
	Housing Development Finance Corporation Limited	3.0	
	Tata Consultancy Services Limited	2.0	
	Kotak Mahindra Bank Limited	1.8	
	State Bank of India	1.8	
	Axis Bank Limited	1.8	
	Larsen & Tourbo Limited	1.5	
Others	23.4		
Government Securities	6.79% Govt. of India (MD 15/05/2027)	4.0	
	7.27% Govt. of India (MD 08/04/2026)	3.7	
	6.45% Govt. of India (MD 07/10/2029)	3.4	
	7.17% Govt. of India (MD 08/01/2028)	2.4	
	5.63% Govt. of India (MD 12/04/2026)	2.0	
	7.59% Govt. of India (MD 11/01/2026)	1.7	
	7.26% Govt. of India (MD 14/01/2029)	1.6	
	6.97% Govt. of India (MD 06/09/2026)	1.4	
	6.67% Govt. of India (MD 17/12/2050)	1.0	
	6.76% Govt. of India (MD 22/02/2061)	1.0	
	Others	7.7	
	Corporate Debt	8.70% Great Eastern Shipping Co Limited (MD 06/05/2026)	1.6
		7.92% Rural Electrification Corp. Limited (MD 30/03/2030)	1.5
		8.48% U.P. Power Corp. Limited (MD 15/03/2027)	1.2
7.05% LIC Housing Fin. Limited (MD 21/12/2030)		1.0	
8.80% Rural Electrification Corp. Limited (MD 22/01/2029)		0.9	
8.37% Rural Electrification Corp. Limited (MD 07/12/2028)		0.9	
9.24% LIC Housing Finance Limited (MD 30/09/2024)		0.8	
9.00% Power Finance Corp. Limited (MD 11/03/2028)		0.8	
9.00% Shriram Transport Finance Company Limited (MD 28/03/2028)		0.7	
8.70% LIC Housing Finance Limited (MD 23/03/2029)		0.7	
Others		7.3	
Money Market Instruments & Others	1.0		
Total	100.0		



FUND MANAGER

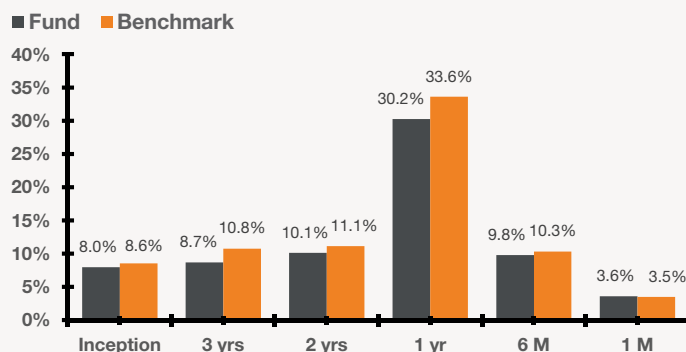
Number of Funds Managed

VIVEK VERMA
Equity - 0
Debt - 0
Hybrid - 3

ABHISHEK DAS
Equity - 0
Debt - 6
Hybrid - 9

BENCHMARK: Nifty 50 and Customized UL Balanced Plus Composite Bond Fund Index

Fund Performance as on 31st May 2021



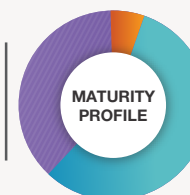
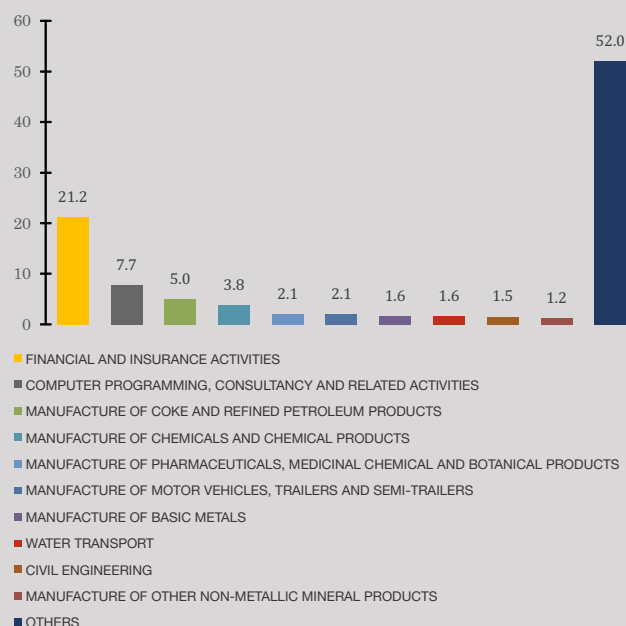
Balanced Plus Fund benchmark is 50% Nifty 50 and 50% Customized UL Balanced Plus Composite Bond Fund Index

Modified Duration of Debt and Money Market: 5.25 years

Past performance is not indicative of future performance

The SFIN for Balanced Plus Fund is ULIF01013/09/10BLNCDPLFND136

TOP 10 INDUSTRY SECTOR EXPOSURE (%)



*Includes Gsec, SDL, Tbill, Triparty Repo and Reverse Repo