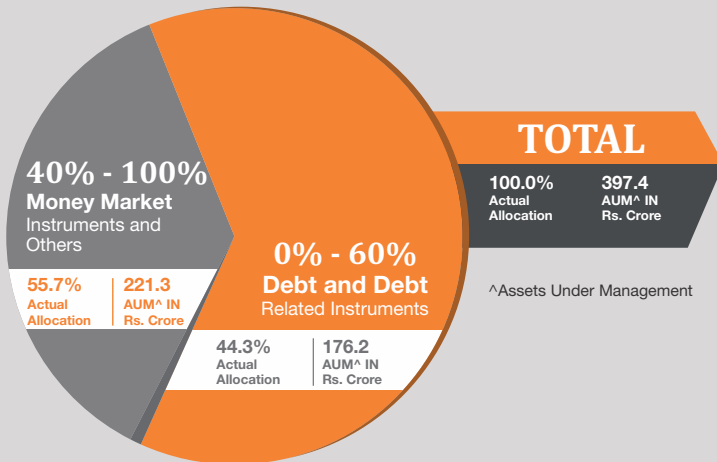


LIQUID FUND

This Fund primarily invests in a portfolio constituted of money market and high quality debt securities.

DATE OF INCEPTION

14TH JULY 2008

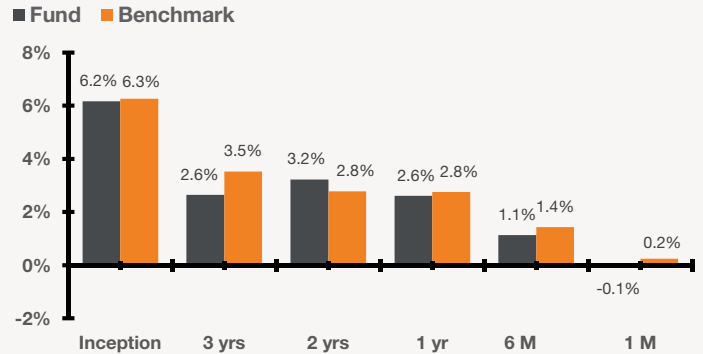


NAV as on 31st May 2022: Rs. 22.9627

TOP 10 HOLDING AS ON 31 ST MAY 2022	%
Government Securities	17.1
7.68% Govt. of India (MD 15/12/2023)	6.4
7.35% Govt. of India (MD 22/06/2024)	3.8
8.18% Haryana State Dev. Loan (MD 15/06/2023)	2.6
9.37% Tamil Nadu State Dev. Loan (MD 06/11/2023)	1.3
7.21% Gujarat State Dev. Loan (MD 09/11/2022)	1.3
8.85% Maharashtra State Dev. Loan (MD 18/7/2022)	1.3
6.84% Govt. of India (MD 19/12/2022)	0.5
Corporate Debt	27.2
7.39% LIC Housing Finance Limited (MD 30/08/2022)	6.3
7.70% Bajaj Finance Limited (MD 28/12/2022)	3.8
6.95% Housing Dev. Finance Corp. Limited (MD 27/04/2023)	2.5
6.99% Housing Dev. Finance Corp. Limited (MD 13/02/2023)	2.5
5.80% Kotak Mahindra Prime Limited (MD 20/02/2024)	2.5
5.75% Bajaj Finance Limited (MD 16/02/2024)	2.5
5.74% Rural Electrification Corp. Limited (MD 20/06/2024)	2.5
9.15% Kotak Infrastructure Debt Fund Limited (MD 28/06/2024)	1.3
5.69% Rural Electrification Corp. Limited (MD 30/09/2023)	1.2
5.00% Kotak Mahindra Prime Limited (MD 20/12/2023)	1.2
Others	0.8
Money Market Instruments & Others	55.7
Total	100.0

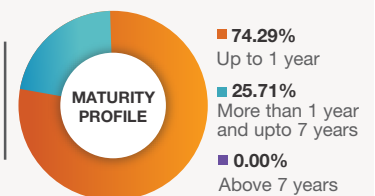

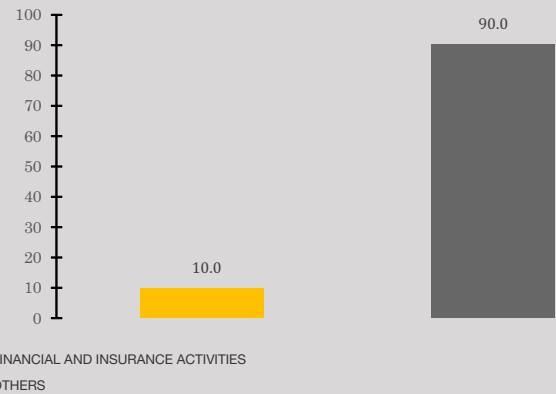
BENCHMARK: Customized UL Liquid Fund Index

Fund Performance as on 31st May 2022



Liquid Fund benchmark is Customized UL Liquid Fund Index
Modified Duration of Debt and Money Market: 0.78 years
Past performance is not indicative of future performance
The SFIN for Liquid Fund is ULIF00514/07/08LIQUIDFUND136

TOP 10 INDUSTRY SECTOR EXPOSURE (%)



*Includes Gsec, SDL, Tbill, Triparty Repo and Reverse Repo

